



pebble

Keeping
Track
of you.

ARQ

SMART BRACELET



Un-boxing the device

- Pebble ARQ Smart Bracelet
- Magnetic Charger
- Warranty Card

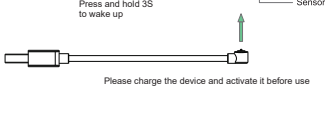
Specifications

Model Name	Pebble Arq
Model No.	PFB25
Standby Time	Up to 15 Days
Charging Type	Magnetic Charger
Water Resistant	5ATM
Bluetooth	V5.3

Charging

Fully charge the device (can take up to 3 hours) before using for the first time. To charge your device, plug the charging cable into the power adapter or USB port on your Device.

Function Display



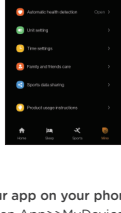
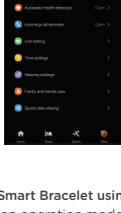
When fully charged, press and hold the side button for 3 seconds to power on the watch.

App Download

Open the watch app download interface, use the scan function to download, or scan the QR code attached to download from the Play Store/App Store



Connect



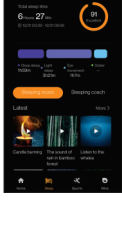
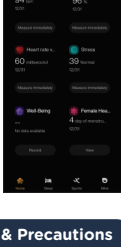
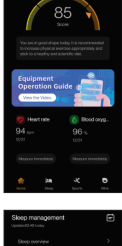
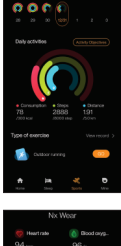
Pair the Smart Bracelet using our app on your phone.

Connection operation mode: Open App>>MyDevice>>Select the Smart Bracelet model and agree to the pairing request, then the connection is successful.

Firmware Upgrade

The app will notify you of a new firmware version. Open the app interface and select Firmware Upgrade.

Features



Safety & Precautions

1. The device comes with built in battery, and the battery is not replaceable, do not disassemble or modify the battery.
2. Do not expose the ring to high temperatures or around heat generating equipment, such as heaters, microwave ovens, etc.
3. Some people are allergic; their skin to plastic, stainless steel, and other materials will be allergic; long-term contact parts will be red, swollen; inflammation and other symptoms will occur; anyone with similar conditions should stop using and consult a doctor.
4. The radio waves generated by the device may affect the normal operation of implanted medical devices or personal medical equipment, such as pacemakers, hearing aids and so on. Please consult with their manufacturers for restrictions on the use of this equipment.
5. Please do not dispose of the device and its accessories as ordinary household garbage. Please observe local ordinances for the disposal of the device and its accessories and support recycling actions.

Maintenance

It is recommended to wear and maintain the device according to the following three points:

1. Keep the product clean
2. Keep the product dry
3. Please wear the product correctly

Safety Instructions

1. Although the Smart Bracelet can detect real-time heart rate, it is not intended for medical use.
2. Do not place the device or its accessories in areas with extremely high or low temperatures, as this may cause failure, fire, or explosion.
3. Avoid strong impacts or vibrations to prevent damage.
4. Do not disassemble or modify the device or accessories without authorization. For issues, contact after-sales service.
5. If unused for a long time, recharge the device at least once every three months.

Thank You

Hi There

Thank you for choosing Pebble!

You are now the proud owner of **Pebble Arq Smart Bracelet**

You can do a lot more with it, you have an Universe on you wrist.

This **Pebble Arq Smart Bracelet** is a genuine high-quality**Pebble** product that comes with a **1 Year Warranty**

For Availing Warranty

Contact us at- <https://support.pebblecart.com/support/tickets/new>

and Service Centres near you

Call on +91 8800271651 or

email at support@pebblecart.comScan & register your product for
1 Year Warranty