



Keeping Track of you.



Dash

WELLNESS BAND

Un-boxing the device

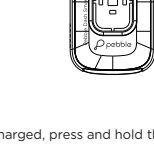
- Pebble Dash Wellness Band
- Magnetic Charger
- Warranty Card

Specifications

Model Name	Pebble Dash
Model No.	PFB06
Standby Time	Up to 15 Days
Charging Type	Magnetic Charger
Screen Size	3.73 cm(1.47")
Bluetooth	V5.3

Charging

Fully charge the device (can take up to 3 hours) before using for the first time. To charge your device, plug the charging cable into the power adapter or USB port on your Device.



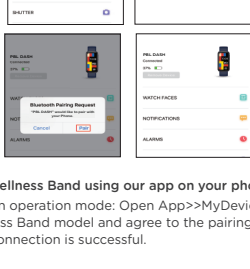
When fully charged, press and hold the side button for 3 seconds to power on the watch.

App Download

Open the Wellness Band app download interface, use the scan function or scan the QR code to download the app from the Play Store/App Store.



Connect



Pair the Wellness Band using our app on your phone.

Connection operation mode: Open App>>MyDevice>>Select the Wellness Band model and agree to the pairing request, then the connection is successful.

Firmware Upgrade

The app will notify you of a new firmware version. Open the app interface and select Firmware Upgrade.

Features



Call Function : After connecting the smart watch to the phone, you can use the watch to make and answer phone calls via Bluetooth. You can also view the call history on the watch.



Messages : To utilize this function, it is necessary to establish a connection with the app on your mobile phone. This connection enables you to access and view third-party program messages through the message notification settings.



Sleep : If you wear the Wellness Band in your sleep, it can provide sleep duration and quality statistics.

NOTE: Sleep stats are reset to zero at 8:00 pm.



Heart Rate : When wearing the watch, it's best to position it above the wrist bone. From there, you can monitor your real-time heart rate. The normal range for the average person is 60-90 beats per minute.

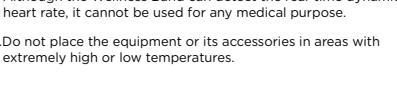
To measure your heart rate, click "start" on the heart rate interface. After approximately 20-30 seconds, the measurement will be taken. The detection will automatically stop after 60 seconds, and the displayed value will be your heart rate at the time of detection.



Blood Oxygen : To access the blood oxygen function, simply press "start" to begin the test. The normal blood oxygen saturation level typically ranges from about 94% to 99%.



Sports Modes : You can monitor your exercise during various sports activities



Safety Instructions

1. Although the Wellness Band can detect the real-time dynamic heart rate, it cannot be used for any medical purpose.
 2. Do not place the equipment or its accessories in areas with extremely high or low temperatures.
 3. Avoid strong impact or vibration on the product to avoid damaging the equipment and its accessories and causing equipment failure.
 4. Do not disassemble or modify the equipment and accessories without authorization. In case of equipment failure, please contact after-sales service.
 5. If the equipment is not used for a long time, be sure to recharge the device every three months.
- Thank You
- Hi There,
- Thank you for choosing **Pebble!**
- You are now the proud owner of **Pebble Dash** Wellness Band
- You can do a lot more with it, you have a Universe on your wrist.
- This **Pebble Dash** is a genuine high-quality **Pebble** product that comes with **1 Year Warranty**.

For Availing Warranty

Contact us at- <https://support.pebblecart.com/support/tickets/new> and Service Centres near you.

Call on +91 8800271651 or email at support@pebblecart.com



Scan & register your product for 1 Year Warranty