



pebble

Curved
AMOLED
Display

ROYALE EDGE

SLIMMEST SMARTWATCH



Un-boxing the device

- Pebble Royale Edge Smartwatch
- Magnetic Charger
- Warranty Card

Specifications

Model Name Pebble Royale Edge

Model No. PFB10

Standby Time Up to 5 Days

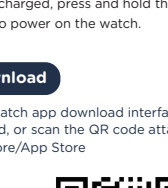
Charging Type Magnetic Charger

Screen Size 4.90 cm(1.93")

Bluetooth V5.4

Charging

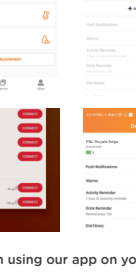
Fully charge the device (can take up to 3 hours) before using for the first time. To charge your device, plug the charging cable into the power adapter or USB port on your Device.



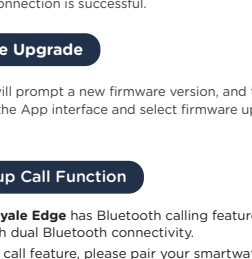
When fully charged, press and hold the side button for 3 seconds to power on the watch.

App Download

Open the watch app download interface, use the scan function to download, or scan the QR code attached to download from the Play Store/App Store



Connect



Pair the smartwatch using our app on your phone.

Connection operation mode: Open App>>MyDevice>>Select the Smartwatch model and agree to the pairing request, then the connection is successful.

Firmware Upgrade

The App will prompt a new firmware version, and the user can enter the App interface and select firmware upgrade.

Setting up Call Function

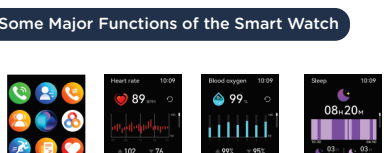
Pebble Royale Edge has Bluetooth calling feature, hence comes with dual Bluetooth connectivity.

To use the call feature, please pair your smartwatch with your phone first via the "Fit Cloud Pro" and then connect the audio again as stated below

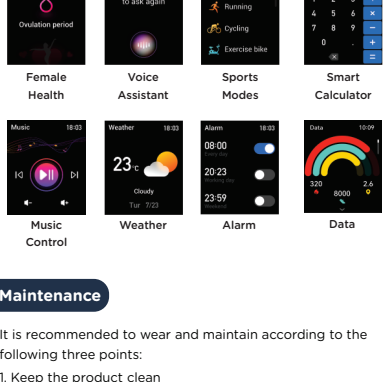
How to set up the call feature of your smart watch

On standby, swipe down on your smart watch and turn on the audio status Then tap the Bluetooth option on your phone to open the device search page and select **PBL Royale Edge** Once connected, your phone will show **connection successful**.

Now you will be able to receive and make calls from your smart watch. To make a call from the **Pebble Royale Edge**, Click the Menu button, select phone or if have added favourite contacts to the watch, select contacts.



Some Major Functions of the Smart Watch



Maintenance

It is recommended to wear and maintain according to the following three points:

1. Keep the product clean
2. Keep the product dry
3. Please wear the product correctly

Safety Instructions

1. Although the Smartwatch can detect the real-time dynamic heart rate, it cannot be used for any medical purpose.
2. Do not place the equipment and its accessories in the area with too high or too low temperature, otherwise it may cause equipment failure, fire or explosion.
3. Avoid strong impact or vibration on the product to avoid damaging the equipment and its accessories and causing equipment failure.
4. Do not disassemble or modify the equipment and accessories without authorization. In case of equipment failure, please contact after-sales service.
5. If the equipment is not used for a long time, be sure to make up the power every three months.

Thank You

Hi There,

Thank you for choosing **Pebble!**You are now the proud owner of **Pebble Royale Edge Smartwatch**

You can do a lot more with it, you have an Universe on you wrist.

This **Pebble Royale Edge** is a genuine high-quality **Pebble** product that comes with **1 Year Warranty**

For Availing Warranty

- Contact us at- <https://www.pebblecart.com/pages/raise-a-complaint> and Retail Outlets near you
- Call on +91 8800271651 or email at support@pebblecart.com



Scan & register your product for 1 Year Warranty